



# Publishing Articles in the English Wikipedia

*Presentation based on Wikipedia instructions*

---

*With links to articles  
(collaboratively) published*



“Wikipedia is an encyclopedia that anyone can edit, and millions already have.”

**Wikipedia** is one of the great ways to promote yours and your students creative writing through practicing the neutral academic style of writing. Being a modern means of instant global-based referencing, Wikipedia has emerged as the most widely used source of information in all branches of knowledge.

In 2001, Wikipedia came in the place of **Nupedia** – an online encyclopedia edited solely by experts – but was quickly overtaken by its complement Wikipedia, which used the concept and technology of a wiki developed in 1995 by the American computer programmer Ward Cunningham.

Subsequently, Wikipedia became a global project in multiple languages and one of the most used sources of online information and reference. According to statistics, it receives over 117 million monthly visitors from the US only.

A **wiki**, meaning “**very quick**” in Hawaiian, is a hypertext published collaboratively, edited, and managed by its own audience directly. We can also say that **wiki is a website for creating and organizing interconnected web pages**, each of which can be visited and edited by users at any time, while the history and all versions of the pages are preserved.

**Hypertext** is text displayed on a computer screen or other electronic devices with references (hyperlinks) to other text that the reader can immediately access. A user following hyperlinks is said to navigate or browse the hypertext.





# Something to know in advance


**Wikipedia is an encyclopedia written collaboratively by largely anonymous volunteers. Its mission is to share reliable knowledge to benefit people who want to learn. Its specifics are such that anyone with a browser and Internet access can edit an article without the need of any add-ons on their computer.**

**The goal of a Wikipedia article is to create a comprehensive and neutrally written summary of existing mainstream knowledge about a topic. Editors are encouraged to be bold in editing in a fair and accurate manner with a straightforward, just-the-facts style. Articles should have an encyclopedic style with a formal tone instead of essay-like, argumentative, promotional, or opinionated writing.**

**Wikipedia is an encyclopedia and not a PR platform. If you don't follow this rule, you will be surprised how quickly your article or your edits will disappear. The Wiki editor community can sometimes react very aggressively if they get the impression that the site is being used for marketing purposes.**

## **Why is it important for Wikipedia editors to remain anonymous?**


**The majority of serious Wikipedia writers work under a pseudonym. This offers protection against personal attacks and insinuations. Many Wikipedia editors choose to remain anonymous to protect themselves from various threats, including repercussions from a government or employer and online harassment. However, most Wiki editors have a meaningful profile in which they introduce themselves with their background and interests.**





# About the topic of the article

The topic of the article should be **notable**, which means the following:

1. The article should meet Wikipedia's **notability requirements**: In short, the topic of an article must have already been the subject of publication in reliable sources, such as books published by major publishing houses, newspapers, magazines, peer-reviewed scholarly journals and websites that meet the same requirements as reputable print-based sources.
  2. Information on Wikipedia must be **verifiable**; if no reliable third-party sources can be found on a topic, then it should not have a separate article.
  3. Wikipedia's concept of notability applies this basic standard to avoid indiscriminate inclusion of topics. Article and list topics must be **notable**, or "**worthy of notice**". Determining notability does not necessarily depend on things such as fame, importance, or popularity—although those may enhance the acceptability of a subject that meets the guidelines explained below.
- 




# Article development

Before creating an article, you should search Wikipedia first to make sure that an article does not already exist on the subject, and also review the article titling policy for guidance of what to name the article. Article titles should be recognizable, concise, natural, precise, and consistent. The title may simply be the name of the subject of the article. It is sometimes necessary to add distinguishing information, often in the form of a description in parentheses after the name. Generally, article titles are based on what the subject is called in reliable sources.

Further information is provided at [Wikipedia: Your first article](#) and [Wikipedia: How to write a great article](#), and please consider taking a tour through the [Wikipedia: Tutorial](#) so that you know how to properly format the article's content before creation.

Also, before creating an article, you need to create an account in Wikipedia. You do not have to log in to read Wikipedia. You do not even have to log in to edit articles on Wikipedia. Just about anyone can edit almost any article at any given time, even without logging in. However, creating an account is free of charge and has several benefits (for example, the ability to create pages, upload media and edit without one's IP address being visible to the public). To create an account in seconds, click [Create account](#) and fill out the few required fields. As we already said, it is preferable that your account is created under a nickname.






# Article development

Articles make up the bulk of Wikipedia's mainspace. Each article is on one topic (rather than a word and its definition, which usually belong in Wikimedia's dictionary project called Wiktionary). Wikipedia does not publish original research. An encyclopedia is, by its nature, a tertiary source that provides a survey of information already the subject of publication in the wider world. Accordingly, and because Wikipedia is open to editing by anyone, it is required that information be verifiable in reliable sources. Ideally, all information should be cited to reliable sources and to evidence that is verifiable. Sourcing requirements are significantly stricter in articles on living persons. It is also strongly discouraged that people write about themselves, their friends, bands, websites, companies or organizations, pet projects, personal vendettas, campaigns and any other topic in which they have a conflict of interest.

The quality of Wikipedia articles varies widely; many are very good, but some lack depth and clarity, contain bias or are out of date. In general, high-quality articles have the following elements: a lead section that gives an easy-to-understand overview, a clear structure, balanced coverage, neutral content, and are based upon verifiable information found in reliable sources.



# How to edit

Editing most Wikipedia pages is relatively simple. Wikipedia uses two methods of editing, of which I have used the classic editing through **wiki markup** (wikitext). Wiki markup editing is chosen by clicking the Edit tab at the top of a Wikipedia page. This will take you to a new page with a text box containing the editable text of the page you were viewing or the empty space of your future article. In this box, you can type in the text that you want to add, using wiki markup to format the text and add other elements like images and tables. You should then press the **Show preview button** to review your contributions for any errors. When you have finished editing, you should write a **short edit summary** in the small field below the edit box describing your changes before you press the **Publish changes button**.

## Wiki markup

An "edit toolbar" (as pictured below) is provided just above the edit box, which will allow logged in users (by selecting the option in personal preferences) to automatically place and format various aspects of wiki code.



## Products of the school Wikipedia writing club:




1. Razgrad clock tower: [https://en.wikipedia.org/wiki/Razgrad\\_clock\\_tower](https://en.wikipedia.org/wiki/Razgrad_clock_tower)
2. Ibrahim Pasha Mosque: [https://en.wikipedia.org/wiki/Ibrahim\\_Pasha\\_Mosque](https://en.wikipedia.org/wiki/Ibrahim_Pasha_Mosque)
3. The Dug-In Church in Poroishte:

[https://en.wikipedia.org/wiki/The\\_Dug-In\\_Church\\_of\\_St.\\_Athanasius\\_in\\_Poroishte](https://en.wikipedia.org/wiki/The_Dug-In_Church_of_St._Athanasius_in_Poroishte)







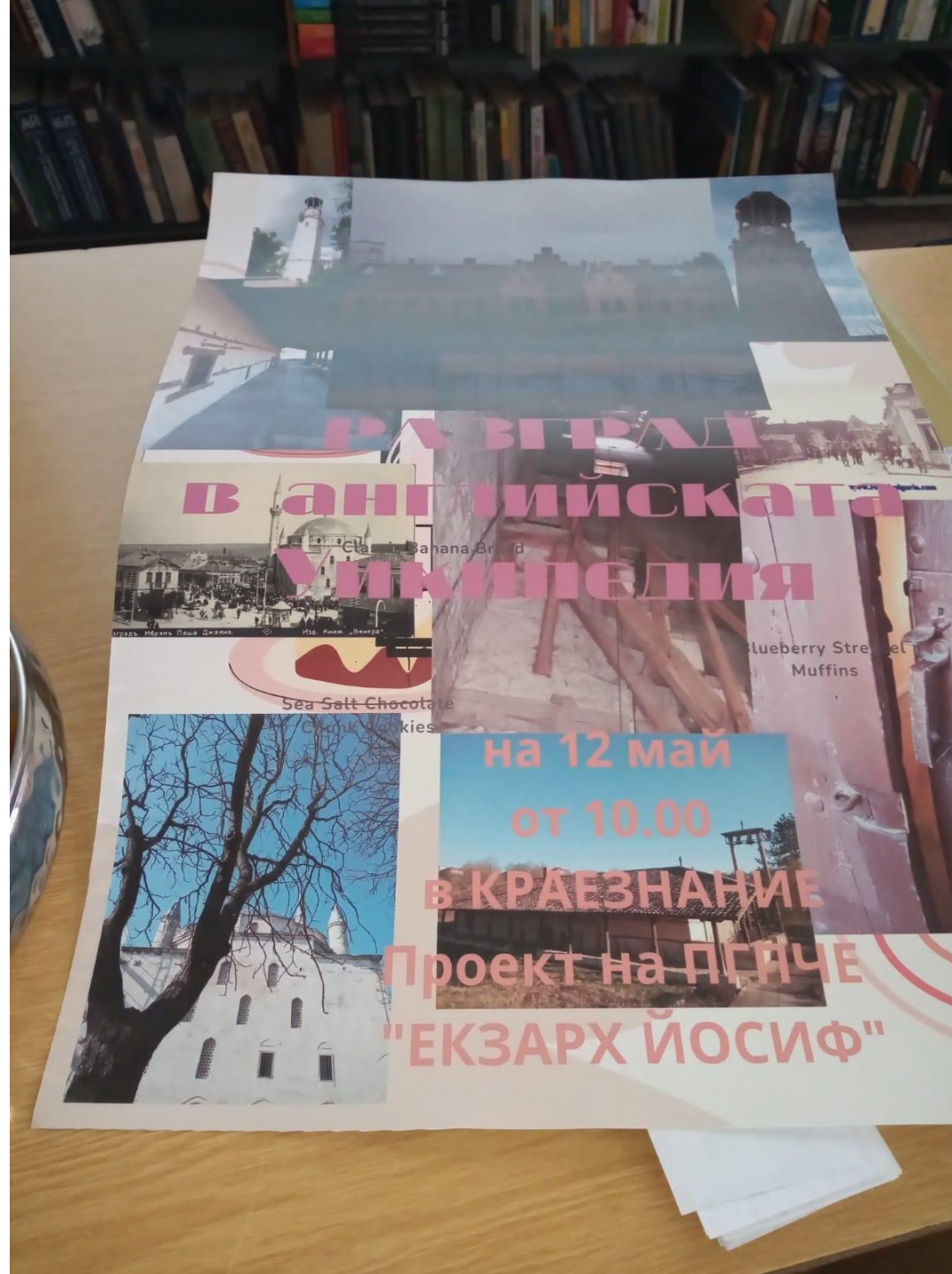




1. Poster and cookies  
For the guests




1. Poster for the presentation





# 1. Presentation at the library







Church heating stove



*(written by Aley 11 a)*

You and I meet

like an abscissa and an ordinate

cross each other

*(written by Aleyna 11 a)*





# THANKS

---

Do you have any questions?

[rainy.en@hotmail.com](mailto:rainy.en@hotmail.com)

Reneta Stoimenova 😊



**CREDITS:** This presentation template was created by Slidesgo, including icons by Flaticon, and infographics & images by Freepik

