

From the whiteboard to no board in no time

by Slobodan Kelečević

What I do, how I do it and what I use

From the whiteboard to no board in no time

Today's session

- Quick overview
- About me
- Content points
- Short demo
- Q&A and comments

Please, **use** your smartphones as much as you can during this session!



From the whiteboard to no board in no time

Overview of session

Together, we will look at 10 digital tools every teacher can use and benefit from.

- ❑ Doodle - scheduling
- ❑ Evernote - note-taking
- ❑ AWW - online whiteboard/collaboration tool
- ❑ Skype - video calls
- ❑ Zoom - video calls
- ❑ Google drive - cloud storage
- ❑ QR codes - easy sharing
- ❑ Mind Meister - mind maps
- ❑ Edmodo - educational platform
- ❑ ESL Library - resource library
- ❑ Trello - productivity tool

About me

Offline teaching/training

- ❑ Have been doing it for 12 years
- ❑ BA in English + a lot of additional training and professional development
- ❑ Currently, I'm teaching offline in the IT industry

Online teaching/coaching

- ❑ Have been teaching online for 3 years
- ❑ I enjoy it very much because it's very diverse and interesting
- ❑ It gives a lot of opportunities for growth, learning and professional development

Doodle - scheduling

- ❑ Makes scheduling easy and fast
- ❑ Very convenient when scheduling with more than 2 people
- ❑ Free and paid versions of the application (free is enough for teachers)

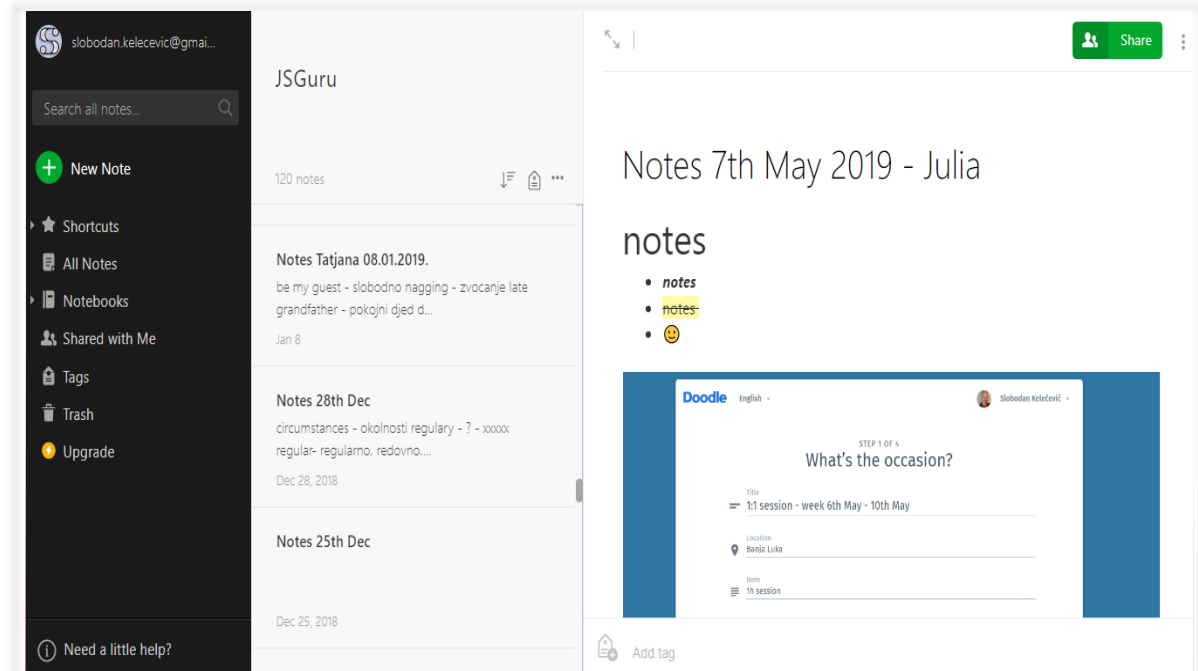
Make meetings happen
With Doodle, scheduling becomes quick and easy.

[Buy premium now!](#)

	May 4 SAT	May 5 SUN	May 7 TUE	May 10 FRI	May 14 TUE	May 19 SUN
Tom		✓	✓			
Paula	✓	✓	✓		✓	✓
John	✓	✓	✓	✓		
Emma		✓				

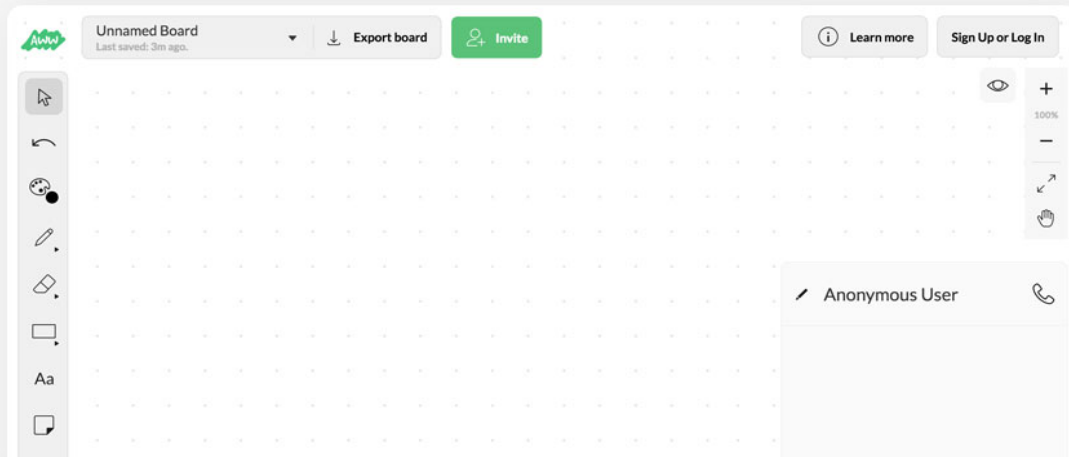
- ❑ It works great everywhere:
Windows, iOS, Android
- ❑ Super easy to attach and share
all kinds of content
- ❑ Free and paid versions of the
application (free is enough for
teachers)
- ❑ All notes in one place – nothing
is lost (I've got years of notes on
Evernote)

Evernote – note-taking



AWW – online whiteboard

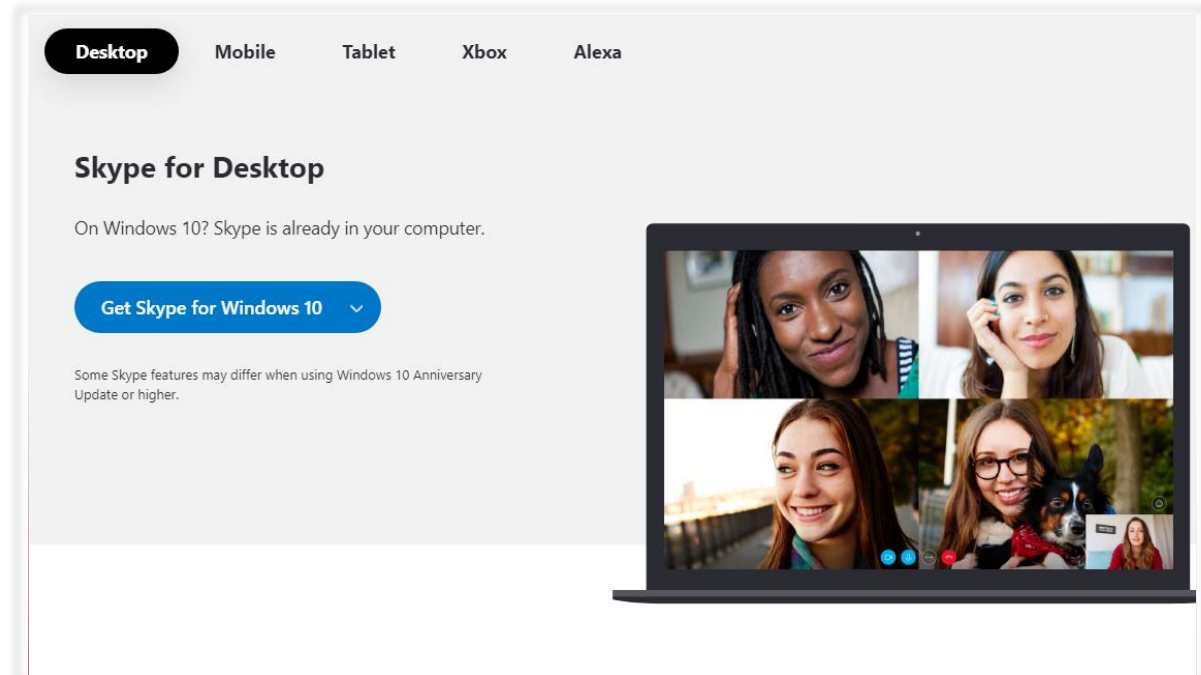
Online Whiteboard For Online tutors



- ❑ Get students involved so they become doers, not just observers
- ❑ Use great flexibility of options and do it in real time
- ❑ Free and paid versions of the application (free is enough for teachers)

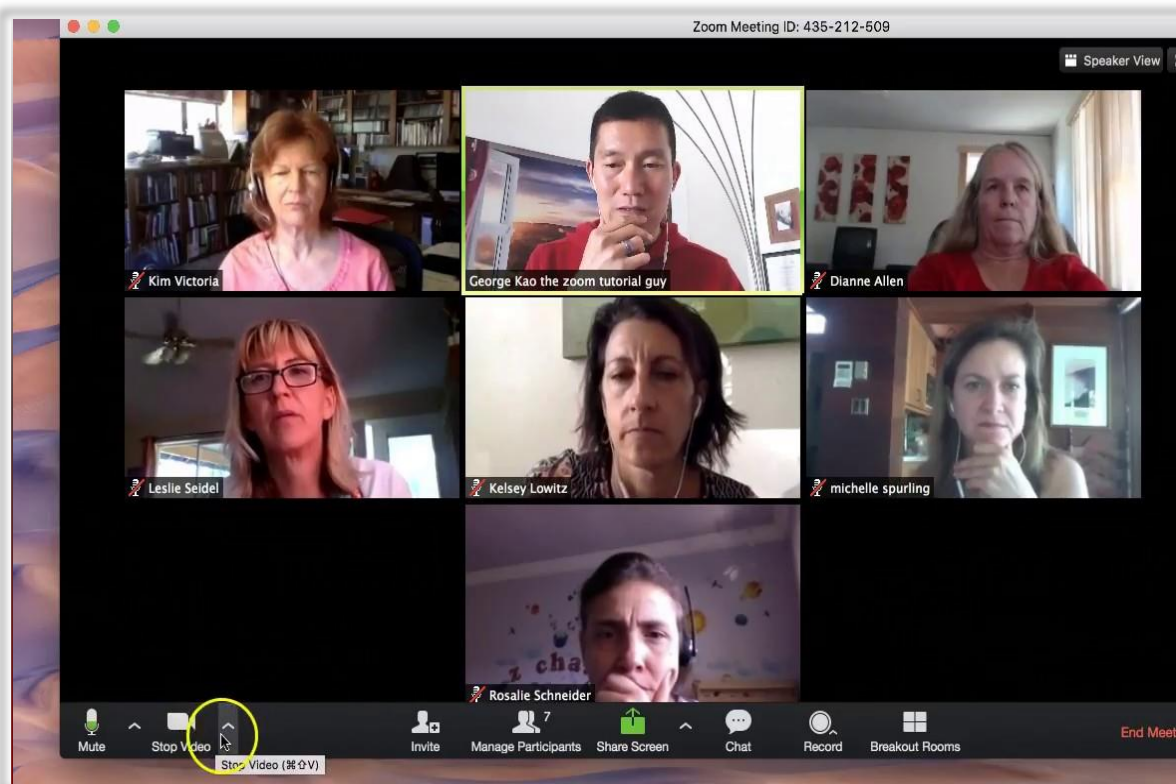
Skype – video calls

- ❑ It is universal, used across all platforms Windows, iOS, Android
- ❑ Very easy to use and familiar to everyone – all ages 😊
- ❑ Free version of the application (free version has all important functionality)
- ❑ It is easy to make recordings now (audio and video) for feedback to student



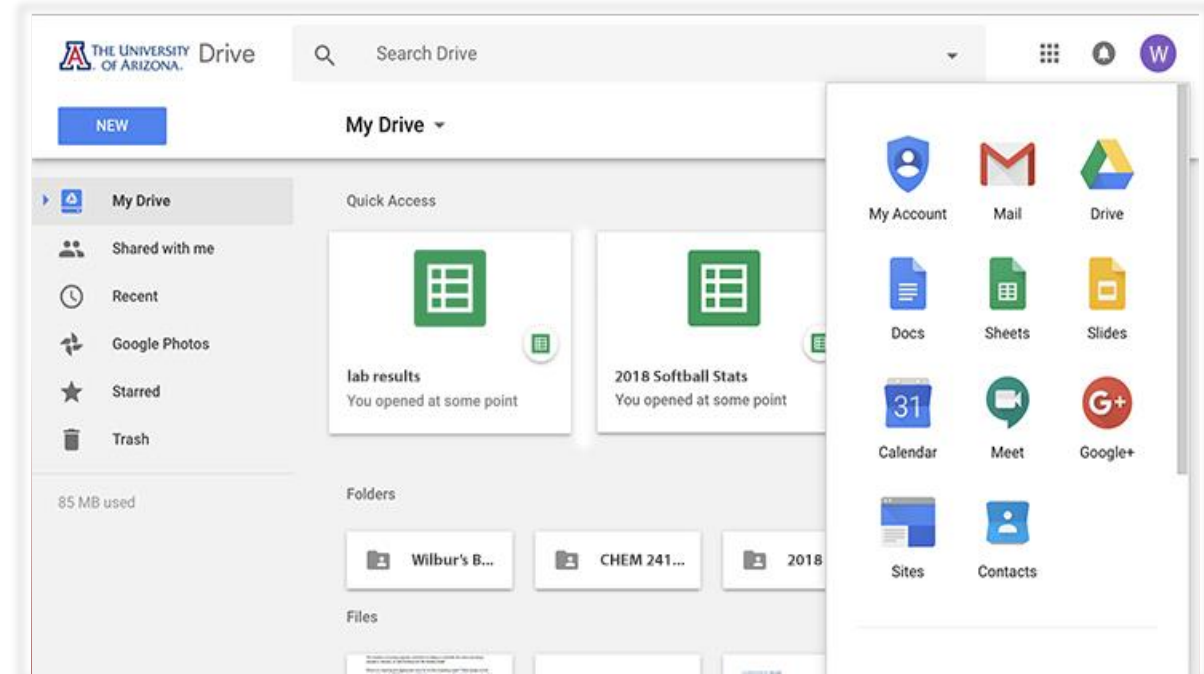
Zoom – video calls

- ❑ Great for group format
- ❑ Easy and intuitive to use
- ❑ Easily record your sessions for great feedback
- ❑ Free and paid versions of the application (free has some limitations)



- ❑ It is free and it is easy to combine with other free Google services e.g. Google docs
- ❑ Familiar to practically everyone and can be used immediately
- ❑ As soon as you register you get 15Gb of free cloud storage
- ❑ It can be used on ALL platforms and device types

Google drive – cloud storage



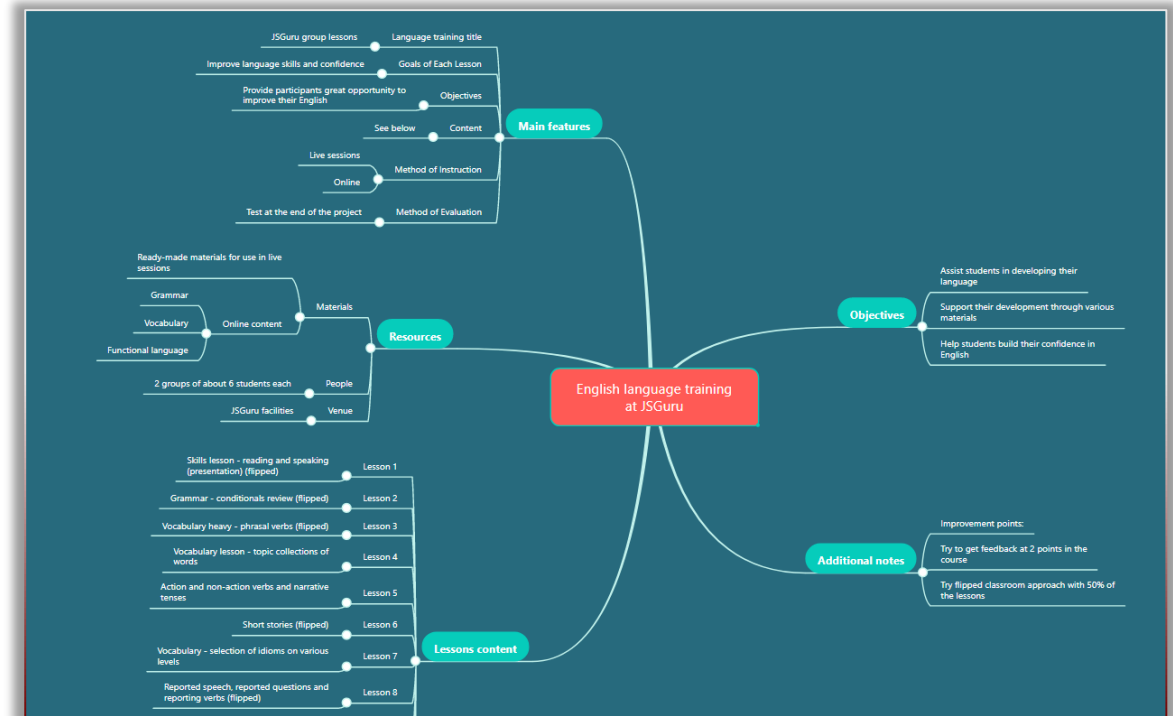
QR Codes – easy sharing



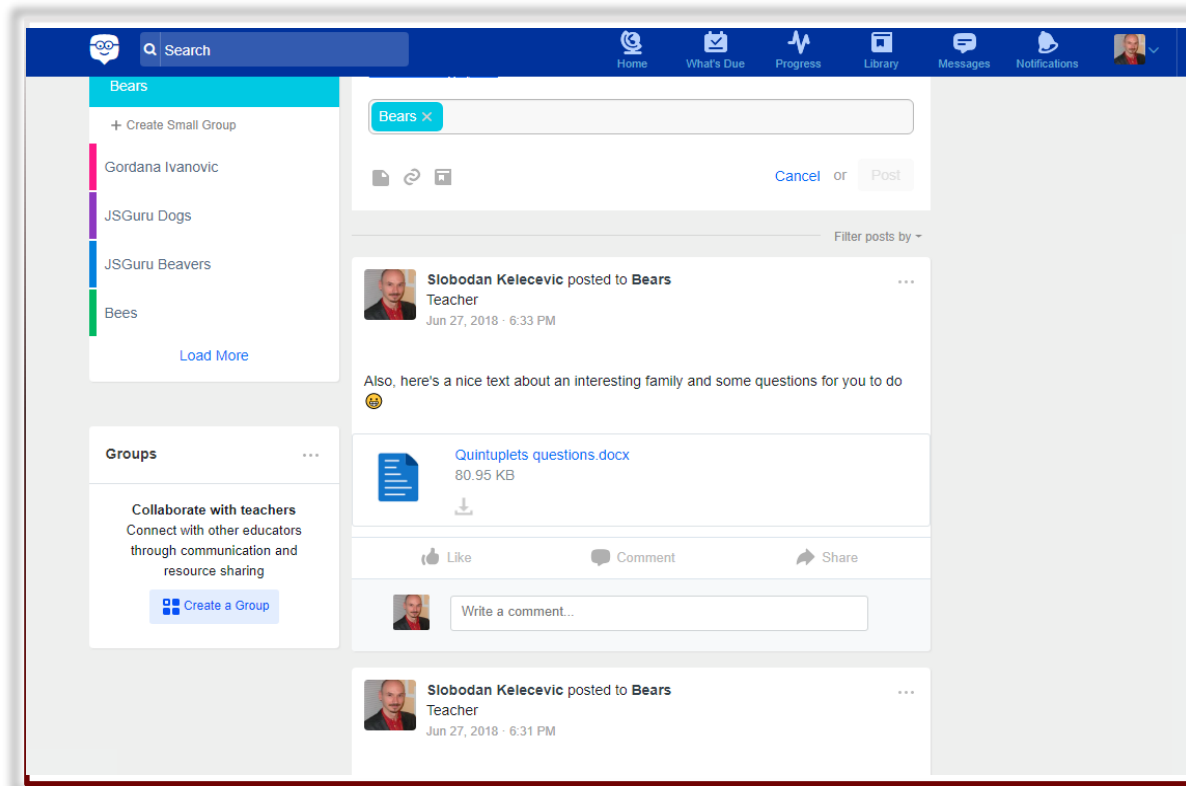
- ❑ Great for quick sharing – just share as a picture
- ❑ All devices can read it (easily available)
- ❑ Free to use software
- ❑ Can be used to download material later (convenient)

- ❑ Mind maps for planning teaching activities
- ❑ Easy to plan out entire semester of teaching content – great for visual types
- ❑ Can be customized and prints in a friendly format
- ❑ The free version is more than enough for teachers

MindMeister – mind maps



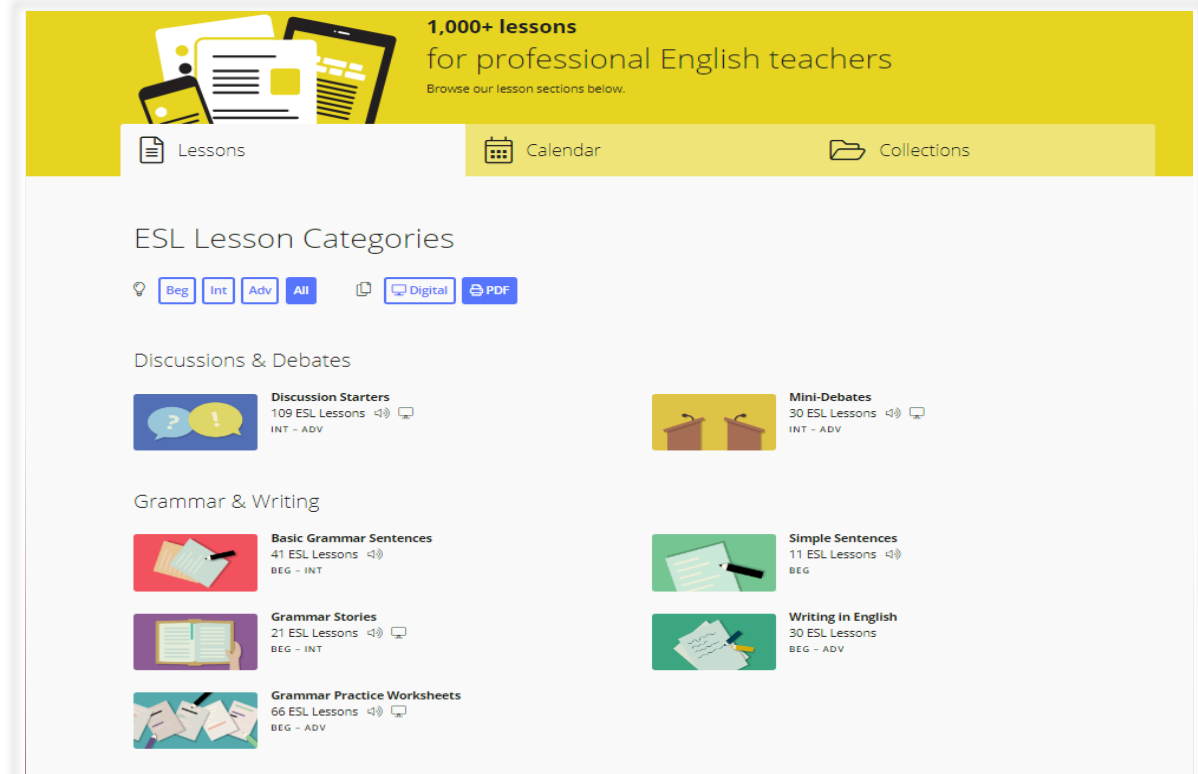
Edmodo – educational platform



- ❑ Using the educational platform is completely free
- ❑ Looks very much like a social networking site so you can start using it immediately
- ❑ You can make groups for students or just have 1:1 spaces
- ❑ You can easily: create polls, quizzes, give out assignments with due dates, monitor progress, include parents, etc.

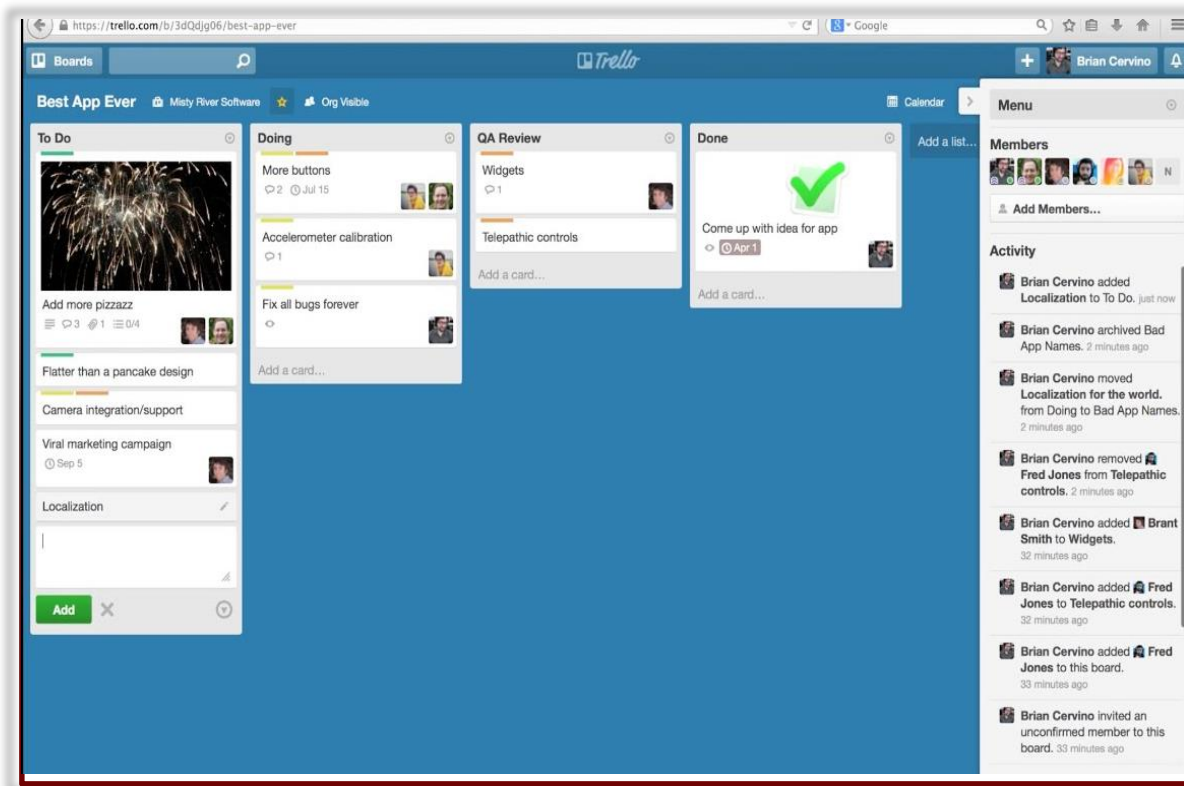
- ❑ Everything is ready to be used immediately (teacher + student versions of lessons)
- ❑ You can select materials based on topic, calendar (holidays), collections (e.g. health and safety lessons)
- ❑ There is a range of level from beginner to advanced
- ❑ Available for download: more than 2500 flashcards, more than 1000 lessons, themed resources, etc.
- ❑ How much time to go to ESL Library site, open and download a lesson/materials and post it on Edmodo for students? (answer - ___ min)

ESL Library – resources



Trello – productivity tool

- ❑ It is the perfect organizational tool – personal and professional
- ❑ Excellent for team work – easy for the whole team to follow
- ❑ Free and paid versions of the application (the free version is ok for teachers)
- ❑ It is a big time saver in your time management



DEMO

https://slobodank.doodle.com/edit/utrn40xxznhyztp/general

Doodle English ▼ Slobodan Kelečević ▼

STEP 1 OF 4

What's the occasion?

Title
= 1:1 session - week 6th May - 10th May

Location
📍 Banja Luka

Note
≡ 1h session

Cancel Continue

Q & A



Not goodbye, just see you later ;)

Contact:



<https://consulteng.online/>



<https://www.linkedin.com/in/slobodank/>



slobodan.k.sky



+387 65 635 768



Slobodan Kelečević