


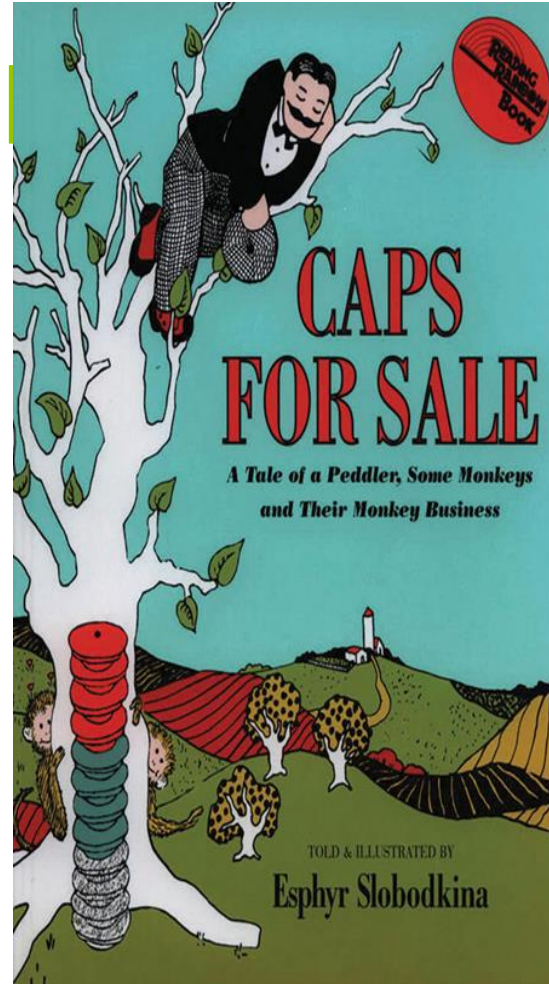



**Read Together!**

**Ljiljana Šćekić**

Primary School "Karadjordje"

Ostružnica



## Each book-4 lessons

- ❑ Pre-reading, reading, post-reading
- ❑ Reading takes place in every lesson!

Some tips before you start:

- ❑ If possible, make your own reading corner!
- ❑ Whenever possible, get a blanket and take the kids outside!

# Pre-reading

- ❑ Setting the mood for the story
- ❑ Book cover brainstorming
- ❑ Picture walk
- ❑ Guess what happens next
- ❑ Introducing new vocabulary/Revising from the previous lesson
- ❑ Sentence frames, crosswords, feelie bag, memory games
- ❑ Speed dating, find your match, bingo...

# Reading

- ❑ Vary your voice for different characters and moods
- ❑ Check the understanding of difficult parts
- ❑ Act out
- ❑ You Tube reading

# Post reading

- ❑ Arts and crafts
- ❑ Choosing favourite parts / Acting out
- ❑ Story sequence
- ❑ Find mistakes in the story
- ❑ Add to the story/Change the ending
- ❑ Crosswords, gap-filling...

## Some more tips...

- ❑ Make a bulletin board for parents!
- ❑ If possible, put news on the school's website.
- ❑ Exhibit the story-based arts and crafts for parents and other students to see!
- ❑ Reading badges for the students!
- ❑ Final presentation for parents
- ❑ Certificates

# Books to recommend

- ❑ The Giving Tree
- ❑ Big Red Barn
- ❑ Crazy Hair Day
- ❑ The Three Billy Goats Gruff
- ❑ Up Down and Around
- ❑ Brown Bear, Brown Bear, What Do You See?



Thank you for listening!